









EVERYDAY 220

Truly made for Everyday x 365.



Wear Your Attitude

TECHNICAL CHARACTERISTICS

Composition	100% Cotton		
Weave	Twill		
Weight	220 GSM (±5%)		
Parameters	Test Procedure	Warp	Weft
Tensile Strength	EN ISO 13934-1	940 N	450 N
Tear Strength	EN ISO 13937-2	20 N	21 N
Dimensional Stability	EN ISO 6330 – 60°C; Tumble Dry / EN ISO 5077	± 3%	± 3%
Heat Shrinkage	ISO 17493:2000	<5%	
Color Fastness	ISO 105 C06	Grade 3 – 4	
CARE INSTRUCTIONS	    		
Standards	Parameters	Result	
 EN ISO 11612	Flame spread: ISO 15025 (Surface Ignition)	A1	
	Flame spread: ISO 15025 (Edge Ignition)	A2	
	Convective Heat: ISO 9151	B1	
	Radiant Heat: ISO 6942	C1	
	Contact Heat: ISO 12127	F1	
 EN ISO 11611	Welding Application	Class 1- A1 A2	
 IEC 61482-2	Electric Arc Exposure	APC- 1	